



# CITY CONNECTION

Fall Newsletter – September 2025



## CELEBRATE THE SEASON IN SOUTH PASADENA

Join us for an evening of family fun at **Trunk or Treat**, then keep the festive spirit going as we kick off the holidays with our **Tree Lighting Ceremony**. And be sure to mark your calendars for one of the most dazzling traditions of the year—the **Holiday Lighted Boat Parade**, where the water comes alive with sparkling displays.

**Find all the details on pages 5–7.**

## 2025–2026 Millage Rate and Budget Adopted

At the September 15, 2025 Special Commission Meeting, the City Commission passed Resolution No. 2025-11 adopting a final millage rate of 5.175 mills for the levying of ad valorem taxes. Also at that meeting, the City Commission passed Ordinance No. 2025-03 adopting the fiscal year 2025/2026 budget.

**For more information about ad valorem taxes and the City budget, please contact the Finance Department at 727-347-4171.**

## Notice of General Election Qualifying Period


The City of South Pasadena, Florida is scheduled to hold a municipal election on March 10, 2026. The election will be for a Mayor serving a 4 year term. Qualifying begins at 12:00 noon on Monday, November 3, 2025 and ends at 12:00 noon on Monday, November 17, 2025. Candidates shall have been a resident of the city for one year and shall be a duly qualified elector of the city. An informational meeting shall be held on Wednesday, October 22, 2025 at 10 am at City Hall for anyone interested in becoming a candidate for the Tuesday, March, 10, 2026 election.

**For more information about qualifying or the election, please contact the City Clerk's office via email at [cityhall@mysouthpasadena.com](mailto:cityhall@mysouthpasadena.com) or at 727-347-4171.**



# FIREFIGHTER TRAINING

Continued education and hands-on training are key to keeping firefighters ready for any situation. From chainsaw operation to hazard mitigation, the team hones their skills to stay safe and serve the community effectively.



## CHAINSAW TRAINING

In August, our firefighters honed their chainsaw skills, ensuring they're prepared for storm season and beyond.

Attended: FF/PM Joshua Martinez,  
FF/PM Brendan Smith, FF/PM Jeff Ulevich,  
FF/EMT Stephen Weaver, FF/PM Bruno Levy

## Exceptional Service Recognition- Firefighter/Paramedic Kevin Massey

In July, we welcomed HCA Florida Pasadena Hospital at Fire Station #20 to recognize Firefighter/Paramedic Kevin Massey for his exceptional service and dedication.

From HCA Florida Pasadena Hospital -

"Kevin Massey consistently exemplifies the highest standards of patient care and professionalism. He is always exceptionally kind to patients, demonstrating genuine concern and compassion in every interaction. His clinical reports are thorough and clear, reflecting his dedication to both patient outcomes and seamless care transitions."

A recent example highlights Kevin's outstanding character: he transported a young female patient who was altered, and his compassion was immediately evident. Ashley, who received the patient, remarked on how deeply Kevin's empathy stood out during the encounter. She shared, "There isn't just one story to describe Kevin and how good he is-- there are many."

Kevin's consistent excellence, empathy, and commitment to patient centered-care make him a truly deserving candidate for EMS recognition. Congratulations FF/PM Massey!







**Arthur Penny**  
**Mayor, City of South Pasadena**  
[apenny@mysouthpasadena.com](mailto:apenny@mysouthpasadena.com)

"MY CITY: I'm Part of It, I'm Proud of It."

### **Dear Friends and Neighbors,**

A lot has happened over the past few months. I want to begin my report by extending my sincere condolences to the Valenty family on the unexpected passing of Jimmy Valenty on September 4th. Jimmy has been a pillar of the community and a generous supporter of the City since his family's opening of Pasadena Liquors in 1980. To many of us, he was more than just a local business owner; he was a friend, and we mourn his loss. Our hearts are with the Valenty family during this difficult time.

### **Fiscal Year 2026 Budget**

Considering the hardships, damage, and expenses to our citizens and their homes created by last year's hurricanes, the Commission voted unanimously at the September 15th Special Commission Meeting to maintain the 2025 millage rate of 5.175 instead of the proposed 5.8709 mills, thereby reducing the City's portion of the property taxes for 2026.

### **City Holiday Events**

The holiday season looked very different for our city last year after Hurricanes Helene and Milton. While we all continue our recovery efforts, I am excited that we are planning for the Holiday Tree Lighting back at Bay View Park and that the Holiday Lighted Boat Parade is returning. I hope that the City's holiday events serve as an opportunity to enjoy some festive cheer and come together as a community once again. For more information, check out pages 6 and 7.

### **Community Improvement Department**

We sent out Request for Repair Status Update letters in August to all owners who have not submitted permit applications to date. This is a courtesy notice requesting that the owners contact the Community Improvement Department to let us know the status of the repairs.

**Reminder:** All work to repair the structure to its pre-damaged condition requires a permit. A substantial damage packet must be filled out completely for all work needed to bring the structure back to pre-damage condition and submitted with the permit application.

### **Public Safety Department**

This year's Fire Prevention Week will be observed from October 5–11, 2025, with the national theme "Charge into Fire Safety: Lithium-Ion Batteries in Your Home." The campaign aims to educate our community about the safe use of lithium-ion batteries, which power many of the devices we rely on daily, including phones, laptops, e-bikes, and scooters. The message highlights three key actions: BUY devices and batteries from trusted sources, CHARGE them safely with proper equipment, and RECYCLE them responsibly when they are no longer in use. Throughout the week, the South Pasadena Fire Department will share safety tips and educational resources to help prevent battery-related fires and protect our community.

Sincerely,

*Mayor Arthur Penny*



# BE HALLOWEEN Safe

Halloween is a fun and spooky time of year for kids. Make trick-or-treating safe for your little monsters with a few easy safety tips.



Sparky® is a trademark of the NFPA®.

## HALLOWEEN FIRE SAFETY TIPS

- **When choosing a costume**, stay away from long trailing fabric. If your child is wearing a mask, make sure the eye holes are large enough so he or she can see out.
- **Provide children** with flashlights to carry for lighting or glow sticks as part of their costume.
- Dried flowers, cornstalks, and crepe paper catch fire easily. **Keep all decorations** away from open flames and other heat sources like light bulbs and heaters.
- **Use a battery-operated** candle or glow-stick in jack-o-lanterns. If you use a real candle, use extreme caution. Make sure children are watched at all times when candles are lit. When lighting candles inside jack-o-lanterns, use long, fireplace-style matches or a utility lighter. Be sure to place lit pumpkins well away from anything that can burn and far enough out of the way of trick-or-treaters, doorsteps, walkways, and yards.
- **Remember** to keep exits clear of decorations so nothing blocks escape routes.
- **Make sure** all smoke alarms in the home are working.
- **Tell children** to stay away from open flames including jack-o-lanterns with candles in them. Be sure they know how to stop, drop, and roll if their clothing catches fire. (Have them practice, stopping immediately, dropping to the ground, covering their face with hands, and rolling over and over to put the flames out.)

If your children are going to **Halloween parties** at others' homes, have them look for ways out of the home and plan how they would get out in an emergency.

### Did you know?



Decorations are the first thing to ignite in more than **800** reported home fires each year. Nearly one-third of these fires were started by a candle.



**YOUR SOURCE FOR SAFETY INFORMATION**  
NFPA Public Education Division • 1 Batterymarch Park, Quincy, MA 02169







# TRUNK OR TREAT

*Grand Re-Opening of Bay View Park!*



*Kids (and adults!) are encouraged to dress up and join in the fun.*

**SATURDAY, OCTOBER 25 | AT 3:00 PM**

**BAY VIEW PARK - 7054 SUNSET DR S**





JOIN US FOR OUR ANNUAL

# TREE LIGHTING

## *Ceremony*

**FESTIVE MUSIC, LIGHT REFRESHMENTS, TWINKLING LIGHTS, AND OF COURSE HOLIDAY CHEER!**

**FRIDAY, NOVEMBER 21 AT 6:30 PM**

**BAY VIEW PARK  
7054 SUNSET DRIVE**



**Join the South Pasadena Community Band for their first local concert of their season!**

The concert will be November 13th at 7:00 pm at the Dick Holmes Bandshell in Galatea Garden located at 7015 Sunset Dr S.

Reminder: Seating is limited — bring your own chair and get ready for a beautiful night of music!







# CITY OF SOUTH PASADENA BOAT PARADE VIEWING & WATCH PARTY

**FRIDAY, DECEMBER 12<sup>TH</sup> AT 6:00 PM**

Barbara Gilberg Habitat  
1600 Pasadena Avenue South

**Join us for festive decorations and refreshments as the parade goes through our local waters!**

## **CALL FOR BOATERS! SIGN UP NOW!**

Prizes will be awarded in two categories—boats 25' & under and boats over 25'.

First place in each category - \$1,200  
Second place in each category - \$750  
Third place in each category - \$500

To sign up for the parade, visit  
[www.mysouthpasadena.com](http://www.mysouthpasadena.com) or  
contact MarineMax at 727-343-6520  
[www.MarineMax.com/stpetersburg](http://www.MarineMax.com/stpetersburg)

Get a \$100  
gas card for  
participating  
as a boater!

Win cash  
prizes and  
more!




Scan the QR Code to Register as a Boater:



Special Thanks to Our Partners at:

**MARINEMax**  
ST PETERSBURG

## About Town in South Pasadena



“About Town in South Pasadena” is a series designed to highlight local businesses or organizations that make the community great. Want to be selected by the City Commission to be featured in the About Town series? Contact the City at [cityhall@mysouthpasadena.com](mailto:cityhall@mysouthpasadena.com) for more information.



### Recognition of Service

The following employee is celebrating a milestone anniversary with the City:

**Firefighter/Paramedic Jeffrey Ulevich- 25 Years**

**Congratulations!**

**Welcome New Hires to the Community Improvement Department!**


Sara Fisher  
Marcus Jones

## PERMIT REMINDER

Be sure to only hire licensed contractors when having work done at your house, condo or business. Almost all items require a permit. These items must be included in substantial improvement/damage packets per FEMA guidance.

All contractors must have an active state license and submit certificate of liability and worker's compensation documentation from their insurance company before they can work or be issued a permit in the City of South Pasadena. This is done to ensure that only qualified, licensed and insured contractors are doing work for the residents of our community.

Remember, as the property owner, it is your responsibility to make sure that a permit has been obtained and posted prior to work being performed. If there are any questions as to whether or not a permit is necessary, please do not hesitate to contact the Community Improvement Department at 727-343-4192 between the hours of 7:30 pm and 3:30 pm.





# PERMITTING UPDATE

October 1, 2024 – August 31, 2025

<b>Total Permit Applications Received</b>	<b>2,777</b>
Permits Issued	1,636
Incomplete Permit Applications Awaiting Additional Documentation	123
Permit Applications To Be Reviewed	109
Permit Applications Requiring Resubmittal	53
Completed Permits	758
Permit Applications Awaiting Payment of Fees	20
Voided Permits	78

<b>Substantial Damage Determination Letters Sent</b>	<b>657</b>
<b>Substantial Damage Determinations Remaining</b>	<b>0</b>

## PULLING PERMITS FOR STORM REPAIRS?

To obtain permits for storm repairs in South Pasadena, you'll need to visit the Community Improvement Department.

Their office is located at 6940 Hibiscus Avenue South, South Pasadena, FL 33707.

The department operates Monday through Friday, from 7:30 am to 3:30 pm and is open to the public from 7:30 am – 12:30 pm.

For more information about permitting activity or substantial damage determinations, contact the Community Improvement Department at [buildingdepartment@mysouthpasadena.com](mailto:buildingdepartment@mysouthpasadena.com) or 727-343-4192.



## BUSINESS TAX RECEIPT RENEWAL FEES ARE DUE BY SEPTEMBER 30, 2025.

After September 30th, late charges are applied and delinquent notices are mailed out after the 1st of each month following. Please note that the Community Improvement Department Office is located in the City Hall Annex Building at 6940 Hibiscus Avenue South.

Should you have any questions or need any assistance regarding your Business Tax Receipt Renewal, please contact Licensing Official, Renee' Reid, in the Community Improvement Department at 727-343-4192.

Rev. 7/24



# News from the Public Works Department

## What happens when fats, oils, and grease are poured down the sink?

When warm fats, oils, and grease (FOG) are poured down the sink or flushed down the toilet, they may not travel very far through your pipes before they begin to form large, nasty conglomerations with other debris and chemicals and stick to the walls of your pipes. These FOG deposits could cause future sewer backups in your home, condominium, restaurant, or other building.

### The results of FOG buildup in pipes include:

- Severe reduction in pipe flow capacity
- Complete blockages
- Slow drains
- Sewage backups
- Contact with disease-carrying bacteria
- Unnecessary costly repairs
- Contamination of water sources

## NO GREASE

POURING FOOD, OILS, AND GREASE DOWN THE DRAIN IS **DESTRUCTIVE AND COSTLY!**

Beware the F.O.G.

Prevent the CLOG



- Do not put oil and grease in covered collection containers.
- Do not scrape food scraps from dishes into trash cans and garbage bags and dispose of properly. Avoid using the garbage disposal.
- Do not remove oil and grease from dishes, pans, fryers, and griddles. Cool first before you skim, scrape, or wipe off excess grease.

DO NOT pour oil and grease down the drain.  
DO NOT put food scraps down the drain.  
DO NOT rinse off oil and grease with hot water.

**For more information contact:  
Public Works Department  
727-384-0701**

Rev. 04/2025





# A Clean Environment Is Important To All Of Us!

## ONLY RAIN DOWN THE STORM DRAIN!

### Pollution Prevention Is Up To You!

Did you know that storm drains are NOT connected to sanitary sewer systems or treatment plants? The primary purpose of storm drains is to carry rainwater away from developed areas to prevent flooding. Untreated pollutants, such as concrete, mortar, fertilizer in grass clippings and many more, flow directly into creeks, rivers, lakes and the ocean and are toxic to fish and other wildlife. Disposing of these materials into the storm drains causes serious ecological problems and is PROHIBITED by law.

### Best Management Practices

Best Management Practices, or BMP's, are procedures that help to prevent pollutants, such as chemicals, concrete, mortar, pesticides, waste, paint and other hazardous materials from entering our storm drains. All of these sources add up to a pollution problem, but each of us can do our part to keep stormwater clean. The efforts add up to a pollution solution!

### What Can You Do?

- Never sweep or blow grass/lawn clippings into driveways, sidewalks, streets, gutters or storm drains.
- Always store both dry and wet materials under cover, protected from rainfall and runoff and away from storm drains and waterways.
- Keep all construction debris away from the streets, gutters and storm drains.
- Never dispose of washout into the street, storm drains, landscape drains, drainage ditches or streams.
- Look for and clean up material that may have traveled away from your property after each day's work.
- If you or your contractor keep a dumpster at your site, be sure it is securely covered with a lid or tarp when not in use.
- Protect dry materials from the wind. Don't allow dry products to blow into driveways, sidewalks, streets, gutters or storm drains.
- Don't place fill material, soil or compost piles on the sidewalk or street.
- During cleanups, check the streets and gutters for sediment, refuse or debris. Look around the corner or down the street and clean up any materials that may have already traveled away from your property.

### WHO CAN YOU CONTACT?

#### FOR MORE INFORMATION OR TO REPORT ILLEGAL DUMPING, PLEASE CALL:

**Community Improvement Department**  
**727-343-4192**

**Public Works Department**  
**727-384-0701**

#### REPORT ILLICIT DISCHARGES

##### 169-25. ILLICIT DISCHARGES

Specific prohibitions. Any discharge to the stormwater system containing sewage, oil, or petroleum products, grass clippings, fertilizers, paints or paint solvents, industrial waste or other waste materials containing any materials in violation of federal, state, county or municipal laws, rules, regulations, orders or permits is prohibited.

**Stormwater 24-Hour Watchline**  
**727-464-5060**

Rev. 07/2025



# South Pasadena Charges into Fire Safety

As autumn settles in, South Pasadena joins communities nationwide in marking Fire Prevention Week, October 5–11. Led by the National Fire Protection Association (NFPA), this annual observance reminds residents that many fire hazards are preventable with awareness, preparation, and action. This year's theme, "Charge into Fire Safety: Lithium-ion Batteries in Your Home," calls attention to the safe use and storage of rechargeable batteries to help keep families and homes protected.

## Key Steps Residents Can Take

Here are simple but vital actions to safeguard your home and family:

- Check smoke and carbon monoxide detectors. Replace batteries and test devices so they're always working.
- Make (and practice) an escape plan. Every household should map two exits from every bedroom and agree on a meeting place outside.
- Keep fire hazards away. Clear away dead leaves, store flammable materials safely, and watch that space heaters are placed with enough clearance.
- Be cautious in the kitchen. Cooking remains one of the leading causes of home fires. Never leave hot surfaces unattended.
- Know your neighborhood's emergency contacts. Have the South Pasadena Fire Department's non-emergency and emergency numbers handy.



## A Message from Chief Mixson

"In South Pasadena, we take pride in our community and its safety" said Fire Chief David Mixson.

**"Fire Prevention Week is more than just a reminder — it's an opportunity for every resident to make small changes that save lives."**

"We all share responsibility for keeping our homes and neighbors safe. Let's use this week to talk about fire safety around the dinner table, check those smoke alarms, and help each other stay prepared."



# CHARGE into Fire Safety™

## Lithium-Ion Batteries in Your Home

Most of the electronics we use in our homes every day are powered by lithium-ion batteries. In fact, most everything that's rechargeable uses this kind of battery.



e-bikes



hoverboards



tablets



cordless vacuum cleaners



e-vehicles



power tools



mobile phones



remote control cars



e-scooters



laptops



e-cigarettes/  
vapes



drones



golf carts



smart watches



headphones



toys

Lithium Ion Batteries store a lot of energy in a small place. These batteries can overheat, start a fire, or explode if overcharged or damaged. By learning how to **Buy**, **Charge**, and **Recycle** these batteries safely, you can help prevent a fire in your home.



**Buy** only listed products. When buying a product that uses a lithium-ion battery look for a safety certification mark such as UL, ETL, or CSA. This means it meets important safety standards.



**STOP** using your device right away if the battery smells weird, gets too hot, makes popping noises, changes in shape or color. If it is safe, move the device away from anything that can catch fire. Call **9-1-1**.



**Charge** devices safely. Always use the cables that came with the product to charge. Follow the instructions from the manufacturer. Buy new chargers from the manufacturer or one that the manufacturer has approved.



**Recycle** batteries responsibly. Don't throw lithium-ion batteries in the trash or regular recycling bins because they could start a fire.



**Charge** your device on a hard surface. Don't overcharge your device. Unplug it or remove the battery when it's fully charged.



**Recycle** your device or battery at a safe battery recycling location. Visit **call2recycle.org** to find a recycling spot near you.



**NATIONAL FIRE  
PROTECTION ASSOCIATION**  
The Leading Information and Knowledge Resource on Fire,  
Electrical, and Related Hazards

[nfpa.org/education](https://nfpa.org/education) | ©2025NFPA®

The listing of specific commercial products or services herein is solely for educational purposes and does not imply endorsement by NFPA, nor discrimination against similar services not mentioned.



[www.mysouthpasadena.com](https://www.mysouthpasadena.com)



727-347-4171



7047 Sunset Dr. S., South Pasadena, FL 33707



## DISPOSAL OF HOUSEHOLD CHEMICALS

Household Hazardous Waste Center (HHW)  
2855 109th Avenue North, St. Petersburg, FL

Tuesday-Friday 7:00 am – 5:00 pm  
1st & 3rd Saturday of each month 7:00 am – 5:00 pm  
Closed on Sunday and all observed county holidays.



**For more information, including what items to bring and what not to bring, call 727-464-7500 or visit [www.pinellascounty.org/solidwaste](http://www.pinellascounty.org/solidwaste)**

## AUTOMOTIVE/LEAD ACID BATTERIES/USED MOTOR OIL

Local drop off: Advance Auto Parts 4901 Gulfport Blvd. South 727-323-2971  
They will accept up to 5 gallons of motor oil.  
Most auto parts retailers accept old vehicle batteries at no charge.

White Goods/Appliances (electric or gas)

**Contact: Waste Connections at 727-572-6800**

NO FREON ACCEPTED

Household Grease

Use paper towels to absorb grease; place in regular trash.



Rev. 04/2025

## 2025 PINELLAS COUNTY RECYCLE GUIDE

For more information on items that  
can/cannot be recycled, call 727-464-7500  
or visit [www.pinellascounty.org/recycle](http://www.pinellascounty.org/recycle)



# ALL PROPERTY IN THE CITY LIMITS OF SOUTH PASADENA IS SUBJECT TO FLOODING!

## CITY OF SOUTH PASADENA FLOOD FACTS

The National Flood Insurance Program (NFIP) policies issued or renewed in the City of South Pasadena receives a 10% premium discount. According to the Federal Emergency Management Agency (FEMA), this discount is the result of the City's qualifying as a Class 8 in the NFIP Flood Insurance Program's Community Rating System. The City has achieved this rating through activities such as maintenance of drainage facilities, regulation of stormwater discharge and distribution of this information as part of the Community Outreach Program.

### Assistance is Available

Publications pertaining to property protection, flood safety, etc. can be obtained at South Pasadena City Hall – 7047 Sunset Drive South, South Pasadena, FL; at the Community Improvement Department – 6940 Hibiscus Avenue South, South Pasadena, FL; or through information links on the City of South Pasadena website: [www.mysouthpasadena.com](http://www.mysouthpasadena.com). Questions pertaining to flood zone, protection methods, flood elevation certificates, grant assistance, etc., please contact the City of South Pasadena Community Improvement Department at (727) 343-4192.

### Flood Insurance Rate Maps

The most recent Flood Insurance Rate Map for South Pasadena went into effect on August 24, 2021. The new flood maps are available at <https://floodmaps.pinellascounty.org>. Since all of South Pasadena is in a Special Flood Hazard Area, it is important to know the base flood elevation of the property and the flood insurance purchase requirements. The City of South Pasadena has copies of elevation certificates for many structures in the community.

### Are you insured?

Since 1851, only 18 hurricane seasons have passed without a known storm impacting the State of Florida. Property losses due to flooding are not covered under most standard homeowner insurance policies. You can protect your home and its contents with flood insurance through the NFIP. NFIP is a federal program that enables property owners to buy flood insurance at reasonable rates in participating communities. In return, participating communities carry out flood management measures designed to protect life and property from future flooding. FEMA, through its Federal Insurance Administration, administers the NFIP.

As a Special Flood Hazard Area, flood insurance is required for all properties in the City of South Pasadena with a federally backed mortgage. To find out more about flood insurance for your property and its contents, contact your insurance agent. There is usually a waiting period before a flood insurance policy takes effects; so do not wait until a storm threatens before you secure the flood insurance you need.

### Flood Threat

Flooding in South Pasadena can be caused by heavy rainfall that occurs in short periods of time, as is common during summer thunderstorms, and by tidal surges that accompany coastal storms, tropical storms and hurricanes. Hurricane tidal surges are the City's greatest threat and can cause flooding up to 24 hours before the "eye" of the storm reaches the coast. Because the City has low land elevations and abuts the Boca Ciega Bay, the flood threat is significant. FEMA has identified the entire City as a Special Flood Hazard Area on the Flood Insurance Rate Maps. These maps establish base flood elevations for development within these areas with the lowest permitted habitable flood levels ranging from 10 to 15 feet above sea level.

### Flood Warning Systems

The Pinellas County Emergency Operations Center (EOC) works with the National Weather Service, the National Hurricane Center, and the local municipalities to monitor flood and storm threats. This information is then used to alert communities to the threats they are facing. Flood alerts are issued by: TV 8; TV 13; TV 10; and Bay News 9. For evacuation centers or other information on flooding, you can write to: Pinellas County Emergency Management, 10750 Ulmerton Rd., Building 1, Suite 267, Largo, FL 33778 OR visit <https://pinellas.gov/emergency-information/public-shelters>.

### Storm Warnings

- Tropical storm watch: Tropical storm conditions are possible within 48 hours.
- Tropical storm warning: Tropical storm conditions are expected within 36 hours.
- Hurricane watch: Hurricane conditions are possible within 48 hours.
- Hurricane warning: Hurricane conditions expected within 36 hours. All preparations should be complete.



Rev. 04/2025



### Flood Safety Measures

South Pasadena residents can protect themselves from flood hazards by taking measures to ensure the safety of life and property before, during, and after a flood occurs. These safety measures include:

#### Prepare Before the Storm

- Know your evacuation plan. Evacuation time for South Pasadena could take hours because the City's evacuation routes are prone to flooding early in a storm. Pinellas County has posted all primary evacuation routes with blue and white signs.
- Review your family disaster plan.
- Check your survival kit, important insurance papers, and have identification ready. Verify that you have food, water, medication and toiletry essentials early to avoid long lines and shortages.
- Prepare your home and yard (be sure you have all materials and tools necessary to shutter windows).
- If you have special needs, be sure your caregiver begins to implement your plan and you are registered for a special needs shelter if necessary.
- Gather special supplies for infants, children, seniors and pets.

Pinellas County EMS, the South Pasadena Fire Department and PSTA work together to provide evacuation assistance to those persons requiring special assistance enrolled in the County's special assistance program. If you are physically impaired or require special assistance to evacuate, write to:

Pinellas County Emergency Management, Public Safety Complex, 10750 Ulmerton Rd., Building 1, Suite 267, Largo, FL 33778 or call 727-464-3800 to register. You can also call your nearest fire department or home health care provider. Do not wait for a storm to strike! Write or call as soon as possible for an application requesting placement into the program.

#### Preparation for Evacuation

Keep a battery-powered radio tuned to local stations, and if an evacuation order is given, comply with it. Even if the evacuation order turns out to be unnecessary, leaving the area is better than potentially risking the loss of life by staying.

When preparing your home prior to evacuation, it is advisable to:

- Turn off all the electricity, with the possible exception of the power to your refrigerator;
- Fill your tubs, sinks, and any available containers with water, in case fresh water is not available after the storm (Sanitize tubs and sinks with bleach, rinse and then fill);
- Shut off your waterline to prevent any contaminated water from backing up into your house;
- Move as many valuables as possible to upper floors;
- Elevate furniture, if possible;
- Create floodway openings in non-habitable areas such as garage doors;
- Seal off sewer lines to the dwelling to prevent the backflow of sewer waters. After the storm the City will be working as quickly as possible to ensure a speedy and safe return to your homes.
- Keep a battery-powered radio with you so you can listen for emergency updates and news reports.
- Use a battery-powered flashlight to inspect a damaged home (The flashlight should be turned on outside before entering- the battery may produce a spark that could ignite leaking gas, if present).
- Stay off the streets. If you must go out, watch for fallen objects; downed electrical wires; and weakened walls, bridges, roads, and sidewalks.
- Do not drive through a flooded area- Don't Drown, Turn Around.
- Keep children away from the floodwaters, ditches, culverts and storm drains.
- Clean everything that has been wet.
- Use the phone only to report life-threatening emergencies.
- Watch out for animals, especially poisonous snakes.

More people are injured after a storm due to unsafe buildings, downed power lines, contaminated water, and other unsafe conditions than are injured in the storm itself. Carefully check for structural damage prior to entering a building. Use caution when re-entering the structure. Turn on electricity one breaker at a time and watch for smoke or sparks.

#### Property Protection

While recent construction practices and regulations have made new homes less prone to flooding, many existing structures remain susceptible. Retrofitting non-compliant buildings is a recommended approach to reduce flooding. While the property itself remains subject to flooding, the building is modified to prevent or minimize flooding of habitable space. Several approaches to retrofitting are:

- Elevation of the structure above flood protection levels
- Construction of barriers (floodwalls, berms)
- Dry flood proofing (water tight floor and wall systems)
- Wet flood proofing (construction that allows the entry and passage of flood water). This is only allowed for non-habitable structures.
- Removing or relocating items of value to higher elevation levels.

#### Floodplain Management

The City's Stormwater Management Regulations require new construction and substantial remodeling to meet stringent standards in order to increase the survivability of structures, reduce the cost of repair and reconstruction after a storm event, and ensure that reasonably priced flood insurance is available.

Rev. 04/2025





### **Drainage System Maintenance**

The City continues to improve and maintain its stormwater management system. This has reduced the amount and duration of road and yard flooding during the rainy season. The City routinely inspects and performs maintenance on drainage ditches, catch basins, and culverts that comprise the City's stormwater drainage system. If you see any areas that may need additional maintenance or if you experience any localized drainage problems, please call South Pasadena Public Works Department at (727) 384-0701.

### **Permit Requirements**

The City administers flood management regulations that are designed to minimize the potential of flood losses in the City. Any development requires a permit from the City of South Pasadena Community Improvement Department, which ensures that all construction meets the Flood Insurance Rate Map (F.I.R.M.) elevation requirements. Such regulations include minimum elevations of lowest living floor areas plus an additional two (2) feet of elevation known as freeboard. Flood proofing of non-residential property will also have an additional two (2) feet of freeboard added. The placement of fill shall only be allowed for stem wall foundation and limitations on non-substantial improvements, additions and reconstruction. Following NFIP standards, the City mandates that if the cost of any reconstruction, rehabilitation, addition or other improvements to a building equals or exceeds 50% of the building's depreciated value, then such work is considered a substantial improvement. The existing building is then required to meet the same standards as a new building.

The NFIP standards relating to substantial improvement are enforced through the development and building permitting process. Applicants for remodeling or repair of nonconforming structures (i.e., buildings which are not elevated to or above the base flood elevation) are required to submit a cost estimate of the improvement and, if necessary, an appraised value of the existing structure, to determine if the work constitutes a substantial improvement.

The building permit review is a necessary component of its participation in the NFIP, which makes flood insurance available to those who want to protect their property from flood damage. Development that occurs without permits threatens the City's continued participation in the NFIP and the ability to obtain flood insurance. If you see development occurring without permits, protect your rights and immediately contact the Community Improvement Department at (727) 343-4192. Two funding programs are available to reduce or eliminate the long-term risk of flood damage to buildings insured under the NFIP.

### **Flood Mitigation Assistance**

Qualified mitigation activities include elevation of the existing home or commercial structure, acquisition of the property, or relocation of the insured structure out of the floodplain. The structure must be insured under the NFIP and have suffered 2 or more flood losses; each with a claim of at least \$1,000 within any ten-year period since 1978.

### **Severe Repetitive Loss Program**

A Severe Repetitive Loss property is defined as a residential property that is insured under the National Flood Insurance Program and has at least 4 flood insurance claim payments (building and contents) over \$5,000 each, and the cumulative amount of such claims payments exceeds \$20,000 within any ten-year period; or has at least 2 separate flood insurance claims payments (building payments only) have been made with cumulative amount of the building portion of such claims exceeding the market value of the building within any ten-year period.

**For more information go to:**

**FEMA/NFIP at [www.fema.gov](http://www.fema.gov)**

**Pinellas County Emergency Management at  
[www.pinellascounty.org/emergency](http://www.pinellascounty.org/emergency)**

**Florida Department of Emergency Management at  
[www.floridadisaster.org](http://www.floridadisaster.org)**

**The Official Hurricane Guide for Pinellas County at  
<http://www.pinellascounty.org/emergency/default.htm#hurricaneguide>**

Rev. 04/2025



UPCOMING SCHEDULED COMMISSION MEETINGS

Meeting dates listed below are tentative and are subject to change.  
Please check the City’s website or call the City Clerk’s office  
at 727-347-4171 for up-to-date information about meeting dates.

October 7	9:00am	Agenda Meeting & Administrative Workshop
October 14	7:00pm	Regular Commission Meeting
October 21	9:00am	Administrative Workshop
November 4	9:00am	Agenda Meeting & Administrative Workshop
November 10	7:00pm	Regular Commission Meeting
November 18	9:00am	Administrative Workshop
December 2	9:00am	Agenda Meeting & Administrative Workshop
December 9	7:00pm	Regular Commission Meeting

Sign up for e-news on the City’s website to receive the  
latest news and future newsletters via email. Visit  
[www.mysouthpasadena.com](http://www.mysouthpasadena.com)

Holiday Schedule

City offices will be closed on the following dates:

VETERANS DAY  
NOVEMBER 11

THANKSGIVING HOLIDAY  
NOVEMBER 26 – CITY HALL CLOSING AT 12 NOON  
NOVEMBER 27  
NOVEMBER 28

COMMISSION MEETINGS

South Pasadena City Commission Meetings are  
broadcast live on Spectrum Channel 643 and  
rebroadcast the following Wednesday and  
Monday at 11:00 a.m.



Commission meetings can also be viewed on  
South Pasadena’s official YouTube channel:

[www.youtube.com/@CityofSouthPasadenaFL](http://www.youtube.com/@CityofSouthPasadenaFL)

DAYLIGHT SAVING TIME  
ENDS NOVEMBER 2ND!



DON’T FORGET TO FALL BACK!

Brochures and pamphlets on  
environmentally friendly landscaping  
are available at the Public Works  
Department or call 727-384-0701.

PLEASE REMEMBER TO CALL 9-1-1  
IN CASE OF AN EMERGENCY,  
DO NOT CALL THE FIRE DEPARTMENT ADMINISTRATION NUMBER.

CITY HALL

7047 Sunset Dr. South

City Commission,  
Finance & Administration  
Departments

Phone: 727-347-4171  
Fax: 727-345-0518

Hours: Monday – Friday  
8:00 am – 4:00 pm

FIRE STATION 20

1477 Pasadena Ave. South

Public Safety Department

Phone: 727-344-1666  
Fax: 727-381-4324

Pinellas County Sheriff’s Office

Phone: 727-582-6200  
Non-Emergency

CITY HALL ANNEX

6940 Hibiscus Ave. South

Community Improvement Department

Phone: 727-343-4192  
Fax: 727-381-4819

Hours: Monday – Friday  
7:30 am – 3:30 pm  
Open to the Public: 7:30 am – 12:30 pm

Public Works Department

Phone: 727-384-0701  
Fax: 727-347-4254